

FAST FACTS

Academic Progress and Recovery

92%

of school leaders



are concerned about students' ability to meet grade-level standards

Source: [NCES](#)

1

in reading



3

in math



Number of **states** where students have recovered to pre-pandemic levels

Source: [ERS](#)

20%

of teachers



report that their students are progressing very well **academically**

Source: [EdChoice](#)

17%

of teachers



report that their students are progressing very well in **social development**

Source: [EdChoice](#)

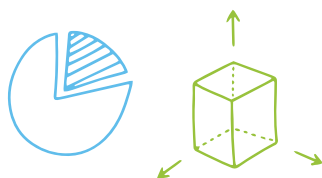
14%

of teachers



report that their students are progressing very well in **emotional development**

Source: [EdChoice](#)



22%

of American adults

say they feel positively about the direction of education across the country

Source: [EdChoice](#)

more than

50%

of teenagers

said public K-12 schools were doing a **fair or poor job**



8%

of teenagers

said public K-12 schools were doing an **excellent job**

Source: [New York Times](#)

60%

of teenagers


said pandemic learning loss was a problem



Source: [New York Times](#)

Economic Impacts

\$31 trillion
potential cost in future gross domestic product of pandemic learning loss



Source: [Hoover Institution](#)

Absenteeism and Student Engagement

at least
20%
of students




were chronically absent during the 2022-23 school year in 36 states (out of 42 states plus Washington, D.C. included in the data)

Source: [FutureEd](#)

50,000
students

estimated to still be missing from any kind of U.S. school as of Fall 2022

Source: [AP](#)



Source: [EdChoice](#)

7/10 students report
that all or most of their peers are **bored in class**

Enrollment Declines and the Fiscal Cliff

4,428

U.S. schools

lost more than 20% enrollment between the 2018-19 and 2021-22 school years

Source: [The74](#)



1 in 3

school districts

hired more teachers while serving fewer students

Source: [The74](#)




Opportunity Gaps

54%

of schools

with **low** Black and Latine enrollment offer calculus

Source: [U.S. Dept. of Education](#)

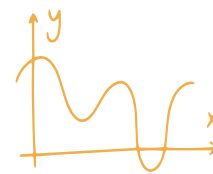


35%

of schools

with **high** Black and Latine enrollment offer calculus

Source: [U.S. Dept. of Education](#)

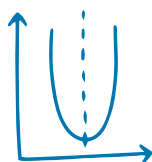


3%

drop

in the number of **rural** 8th-grade students taking Algebra I between 2019 and 2022

Source: [CPE & NSBA](#)




1%

drop

in the number of **urban & suburban** 8th-grade students taking Algebra I between 2019 and 2022

Source: [CPE & NSBA](#)



Mental Health and Well-Being

estimated

17.4
million K-12
students

who have mental health needs



Source: [McKinsey & Company](#)

estimated

1.1
million K-12
students

who can receive services given schools' current mental health provider capacity



Source: [McKinsey & Company](#)



chronically absent
students are
3-4x
more likely

to also have high levels of mental health concerns compared to students who are seldom absent

Source: [USC](#)

36%
of teenagers

report their mental health is **better or much better** since the pandemic started



Source: [EdChoice](#)

35%
of teenagers

report their mental health is **worse or much worse** since the pandemic started



Source: [EdChoice](#)